

Ammonite


What is an ammonite?

Ammonites were sea creatures that lived millions of years ago. They were closely related to octopuses and squids that are found today but they had a ribbed, spiral-shaped outer shell. Ammonite shells are often found as fossils and come in many different colours and sizes.




Fibonacci sequence

Fibonacci was an Italian mathematician who discovered a special number sequence, which starts 0, 1, 1, 2, 3, 5, 8, 13, 21. The pattern is continued by adding the two previous numbers in the sequence together. Mathematicians studied the Fibonacci sequence and discovered that it appeared in nature as naturally occurring patterns. The pattern can be seen in natural objects such as flowers, fruit, leaves and shells.



Sketches

Many artists are inspired by nature and create artwork that shows nature and natural forms. Artists may create sketches, which are quick drawings, that can be used to inspire a final piece of artwork. Sketches are often line drawings that are drawn in pencil, but pen and ink, charcoal or fine line pens can also be used.



Motifs

A motif is a symbol or simplified shape. Motifs are often used in printmaking. A motif can be a simplified drawing of a more complex object such as a flower or shell. A motif can be printed multiple times to form a pattern.



shell




motif




pattern

Drawing techniques


Artists use a variety of drawing techniques to create tone, texture and form in their work.



Hatching is the use of parallel lines to shade an area. Increasing the number, thickness or closeness of the lines creates a darker tone.



Cross-hatching is the use of parallel lines that are placed at angles to each other to shade an area. Increasing the number, thickness or closeness of the lines creates a darker tone.



Shading is the use of pencil or other media to create darker and lighter areas. Using more pressure or darker tones of colour creates darker areas. Using less pressure or lighter tones of colour create lighter areas.




Stippling is the use of dots to shade an area. Dots that are close together create dark tones and dots that are spaced apart create lighter tones.




Smudging is the use of fingers or a blending stump to smooth areas that have been shaded using hatching, cross-hatching, shading or stippling techniques.


Relief printing



1. Carve a picture or pattern into a printing block.



2. Use a roller to cover the block with printing ink and press it onto paper.



3. Peel the paper off the block to reveal the print. The raised areas of the printing block will have printed onto the paper. The recessed areas will have left the paper ink-free.

Two-colour relief print

A two-colour relief print can be made in different ways.



Two-colour roller technique

Apply one colour all over the printing block with a roller. Apply a different colour on top of the first colour, but only in certain areas, leaving some of the first colour showing through.



Reduction printing

Create a print using one colour first and then cut away more areas on the printing block before printing again.

Clay sculpting techniques



Carving

Cutting away clay to make patterns and shapes.



Coiling

Using several long, thin strips of clay to create sculptures or the walls of a pot.



Rolling

Using a rolling pin to create a flat slab of clay or the palms of the hands to create long, thin strips.



Scoring

Scratching marks into the surface to make a strong join between two pieces of clay.



Stretching

Pulling clay to make it longer or wider.

Clay sculpture

A clay sculpture is made using a variety of shaping techniques. Air-drying clay is a simple way to begin creating sculptures, as it is easy to use and dries quickly, without the need for a kiln or an oven. Tools can be used to add shape, texture and patterns to the clay. Once the clay is dry, it can be painted with tempera, acrylic or watercolour paints.



Glossary

form	The 3-D aspect of a piece of artwork.
fossil	The remains of a once-living animal or plant preserved as rock.
medium	The materials used by an artist.
parallel	Being equal distance apart and never meeting.
pattern	A decorative design that is repeated.
texture	The way a surface or substance feels.
tone	A lighter or darker version of a colour.